



Caledonian

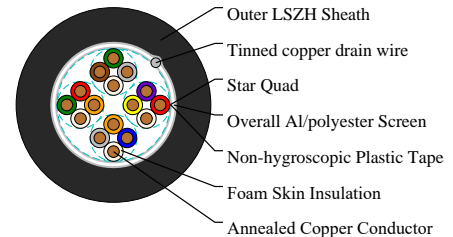

Railway Cables

www.caledonian-cables.com

marketing@caledonian-cables.com

L120 LSZH Armoured F/FTP Cat6 Cables

RD/L120-F/FTPCat6-02YHH-8P0.6



APPLICATIONS

The cables are designed for high speed data transmissions, and are suitable for installations in cable trays or on hooks.

STANDARDS

FRANCE TELECOM S31-10/20 & NF C 93.531-6/7

CABLE CONSTRUCTION

Conductors: 0.6mm annealed copper conductor.

Insulation: Foam skin (cellular PE + solid PE).

Cabling Element: Four conductors are twisted together to form a quad.

Core Wrapping: Non-hygroscopic plastic tape with overlapping

Overall Screen: Alu/polyester shield.

Drain Wire: Tinned copper drain wire, 0.5mm nominal diameter.

Outer Sheath: LSZH.

Optionally

Armoured L120 Cables: Tinned copper braid armoured cables can be offered upon request.

PHYSICAL AND THERMAL PROPERTIES

Minimum Bending Radius: 12XOD (static); 24XOD (dynamic)

Temperature Range: -40°C to +60°C (during operation); -10°C +60°C (during installation)

Electrical Properties

Electrical Characteristics at 20°C:

Nominal Conductor Diameter: 0.6 mm

Maximum Conductor Resistance: 133.2 Ω/km

Minimum Insulation Resistance @500 V DC: 5000 MΩ.km

Characteristics Impedance @100MHz: 120+15Ω

Maximum Capacitance Unbalance:

Real/earth: 300 pF/km



Caledonian

Railway Cables

www.caledonian-cables.com

marketing@caledonian-cables.com

Maximum Average Attenuation

@1MHz:2 dB/100m

@4MHz:3.8 dB/100m

@10MHz:6 dB/100m

@16MHz:7.6 dB/100m

@25MHz:9.5 dB/100m

@31.25MHz:10.7 dB/100m

@62.5MHz:15.4 dB/100m

@100MHz:19.8 dB/100m

@250MHz:32.9 dB/100m

Minimum NEXT Pair to Pair

@1MHz:77.3 dB

@4MHz:68.3 dB

@10MHz:62.3 dB

@16MHz:59.2 dB

@25MHz:56.3 dB

@31.25MHz:54.9 dB

@62.5MHz:50.4 dB

@100MHz:47.3 dB

@250MHz:41.3 dB

Minimum ELFEXT Pair to Pair

@1MHz:68.8 dB

@4MHz:56.8 dB

@10MHz:48.8 dB

@16MHz:44.7 dB

@25MHz:40.8 dB

@31.25MHz:38.9 dB

@62.5MHz:32.8 dB

@100MHz:28.8 dB

@250MHz:20.8 dB

DIMENSION AND PARAMETERS

No. of Pairs	AWG Size	Conductor Diameter	Nominal Diameter over Insulation	Nominal Sheath Thickness	Nom. Overall Diameter	Approx. Weight
		mm	mm	mm	mm	kg/km
8(2 x 4p)	23	0.6	1.34	1.8	18x6	120



Caledonian

Railway Cables

www.caledonian-cables.com

marketing@caledonian-cables.com



Acid & Alkaline
Resistant



Fire Retardant
NF C32-070-2,2(C1)
IEC60332-3-24/EN50366-2-4



Flame Retardant
NF C32-070-2,1(C2)
IEC60332-1-2/EN50265-2-1



Impact Resistant



Laid In Cable Tray



Low Corrosivity
IEC60754-2/EN50267-2-2,3
NF C32-074/NF C20-453




Low Smoke Emission
IEC 61034-2 / EN 50268-2
NF C32-073/NF C 20-902



Low Toxicity



Mineral Oil Resistant



Zero Halogen
IEC 60754-1/EN 50267-2-1
NF C20-454